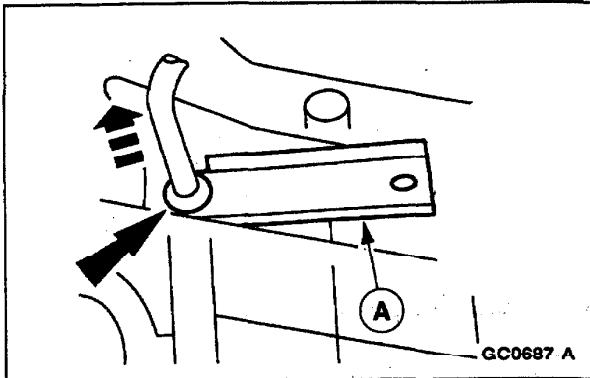
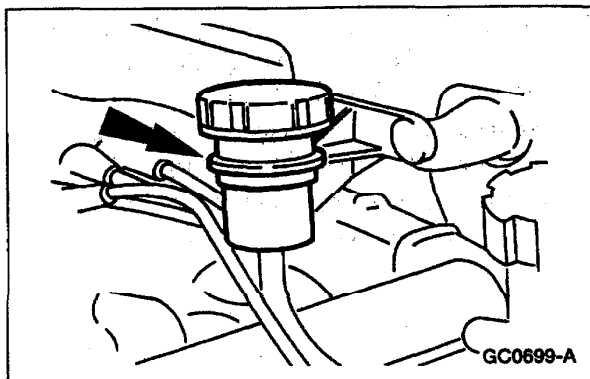


GENERAL PROCEDURES

Clutch Hydraulic System Bleeding



1. Disconnect the clutch master cylinder coupling tube at transmission with (A) clutch coupling tool.

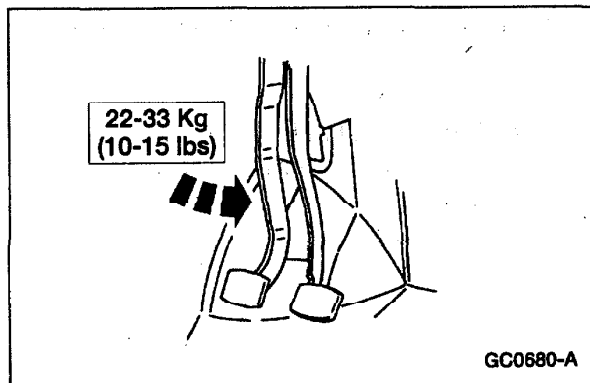


2. Clean the dirt and grease around the reservoir cap.

3. **NOTE:** Be sure to keep the clutch master cylinder reservoir full to prevent air from entering the clutch master cylinder.

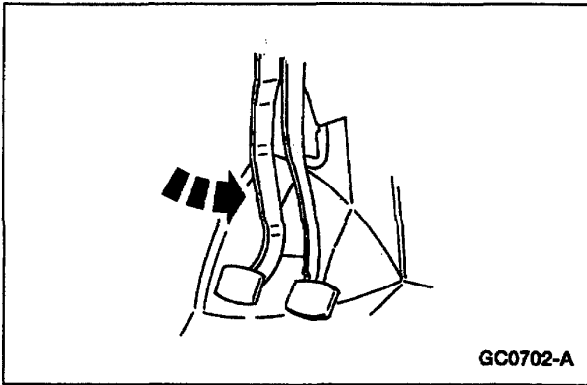
Fill the clutch master cylinder reservoir to the full line.

- Use High Performance DOT 3 Brake Fluid C6AZ-19542-AB or DOT 3 equivalent meeting Ford specification ESA-M6C25-A, DOT 3.

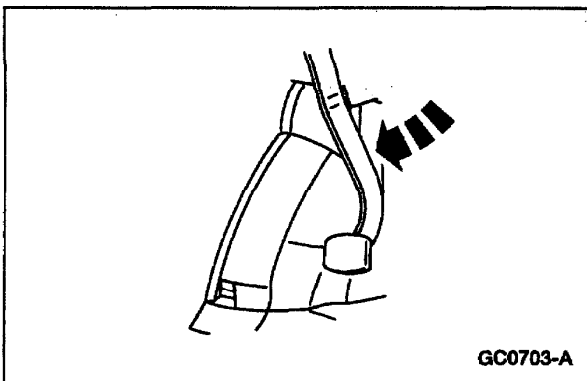


4. By hand, apply 22-33 kg (10-15 lb-ft) to clutch pedal.
 - If pedal is hard, proceed to step 10.
 - If pedal is spongy, proceed to the next step.

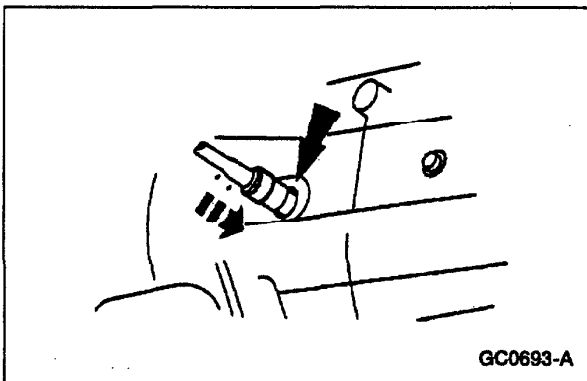
5. Using a small screwdriver, depress the internal mechanism of the male coupling to open the valve.

GENERAL PROCEDURES (Continued)

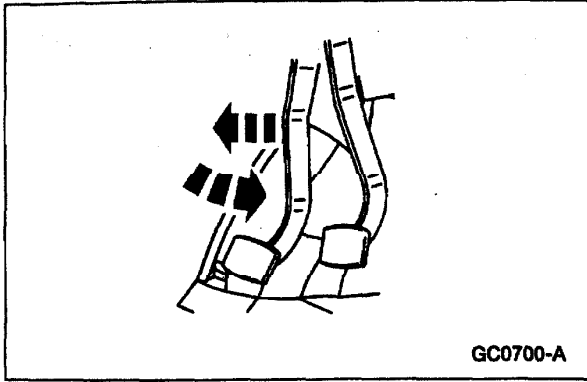
6. Slowly depress the clutch pedal to the floor and hold.



7. Remove the screwdriver from the coupling to close the valve.
8. Release the clutch pedal.



9. Repeat Steps 3-8.
10. Reconnect the clutch master cylinder coupling tool to the clutch slave cylinder and apply a slight tug to the clutch tube.

GENERAL PROCEDURES (Continued)

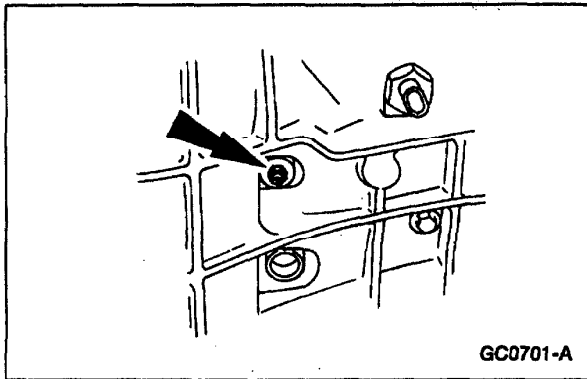
11. **NOTE:** Be sure to keep the clutch master cylinder reservoir full to prevent air from entering the clutch master cylinder.

Depress the clutch pedal rapidly for five to ten strokes.

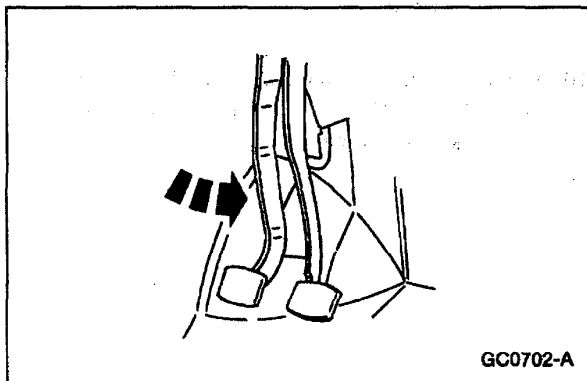
12. Wait one to three minutes.

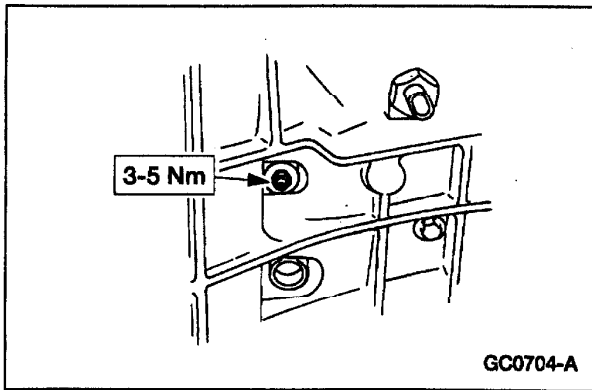
13. Repeat Steps 12 and 13 three more times.

14. Loosen the bleed screw.

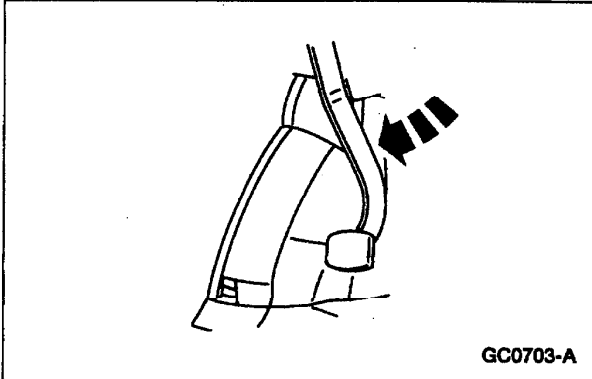


15. Fully depress the clutch pedal and hold.



GENERAL PROCEDURES (Continued)

16. Tighten the bleed screw.



17. Release the clutch pedal.

Clutch Pedal Position (CPP) Switch**Adjustments**

1. The clutch pedal position switch (CPP) is not adjustable. If the CPP switch does not function properly, replace the CPP. Refer to the procedure in this section.

SPECIFICATIONS**General Specifications**

Item	Specification
Clutch System	
Clutch Control	Hydraulic
System Adjustment	Automatic
Clutch Pedal Type	Suspended

(Continued)

General Specifications

Item	Specification
Fluid	
High Performance DOT 3 Brake Fluid C6AZ-19542-AB	ESA-M6C25-A

(Continued)